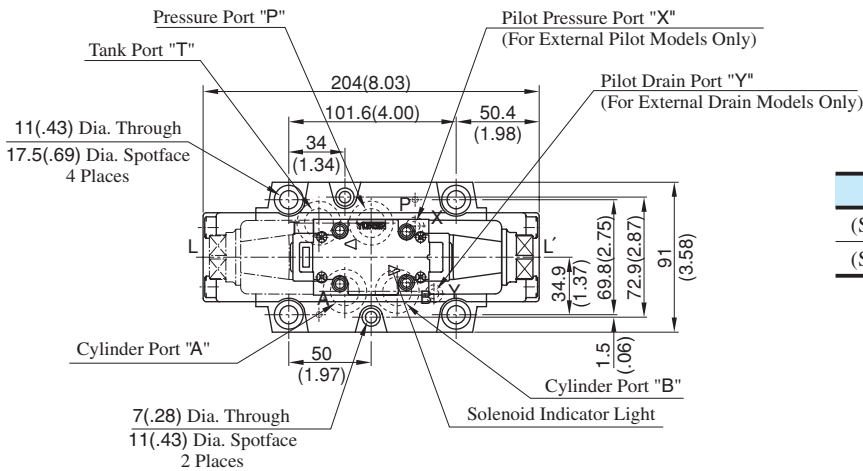
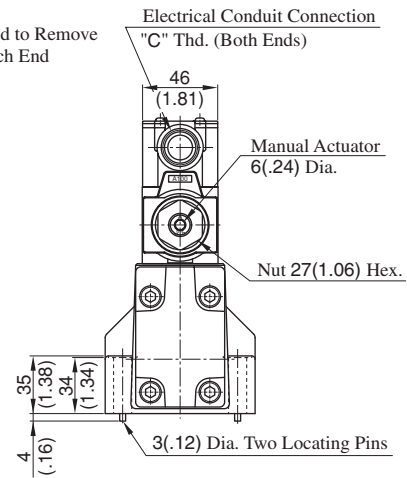
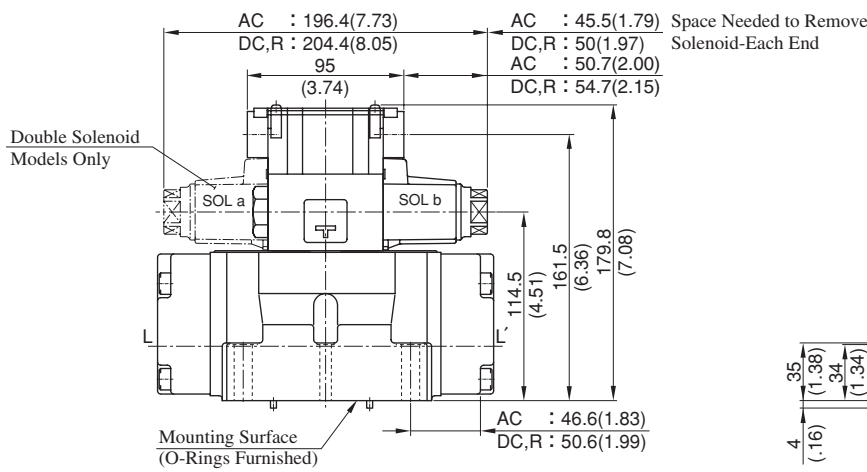


■ Terminal Box Type: (S-)DSHG-04-***-*-52/5290

Mounting surface:
ISO 4401-AD-07-4-A

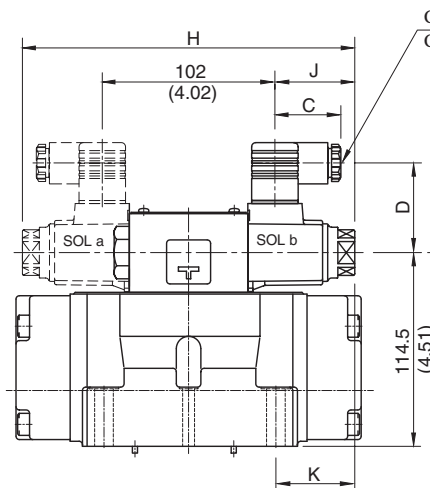


Model Numbers	"C" Thd.
(S-)DSHG-04-***-*-52	G 1/2
(S-)DSHG-04-***-*-5290	1/2 NPT

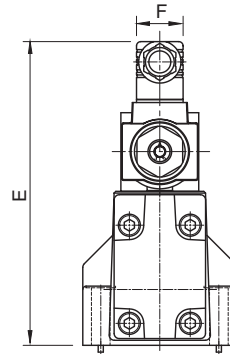


**DIMENSIONS IN
MILLIMETRES (INCHES)**

■ Plug-in Connector Type: (S-)DSHG-04-***-*-N₁-52/5290



Cable Departure ★
Cable Applicable:
Outside Dia. 8-10 mm(.31 - .39 IN.)
Conductor Area ... Not Exceeding 1.5 m²(.0023 Sq. IN.)



★ Position of cable departure can be changed. For details, refer to DSHG-01 valve on [page 396](#).

Model Numbers	Dimensions mm (Inches)						
	C	D	E	F	H	J	K
(S-)DSHG-04-***-A*-N/N1	39 (1.54)	53 (2.09)	173.5 (6.83)	27.5 (1.08)	196.4 (7.73)	47.2 (1.86)	45.6 (1.80)
(S-)DSHG-04-***-D*-N/N1	39 (1.54)	64 (2.52)	184.5 (7.26)	27.5 (1.08)	204.4 (8.05)	51.2 (2.02)	49.6 (1.95)
(S-)DSHG-04-***-R*-N	53 (2.09)	57.2 (2.25)	187.6 (7.39)	34 (1.34)			

● For other dimensions, refer to "Terminal Box Type".