

Mounting Bolt Kits For Modular Valves

Valves are mounted with four stud bolts. Valve combination varies according to the circuit type. Hence, the mounting bolt kits are available on a combination type basis.

When ordering the bolt kit, be sure to give the bolt kit model number from the table below.

Model Number Designation

MBK	-01	-02	-70
Series Number	Size of Modular Valve	Bolt Number	Design Number
MBK : Bolt Kits for Modular Valves	01	01, 02, 03, 04, 05 (Refer to the following chart)	70

Bolt Kits Selection Chart

Model Numbers	Quantity of valves to be stacked			Approx. Mass g	Max. Operating Pressure MPa
	Solenoid Operated Directional Valve (*-DSG-01)	End Plate (MDC-01)	Modular Valve & Connecting Plate (M*-01) *2		
MBK-01-01-70	1	0	1	85	35
	0	1			
MBK-01-02-70	1	0	2	110	35
	0	1			
MBK-01-03-70	1	0	3	135	35
	0	1			
MBK-01-04-70*1	1	0	4	160	25
	0	1			
MBK-01-05-70	1	0	0	32	35
	0	1			

*1. In case of MBK-01-04-70, operating pressure is restricted at 25 MPa or less.

*2. Two Pressure Reducing Valve(MRDP-01), that height of tightening position is equal to 2 pieces of other modular valves, so that if use Two Pressure Reducing Valves, add 1 piece to the actual using quantity.



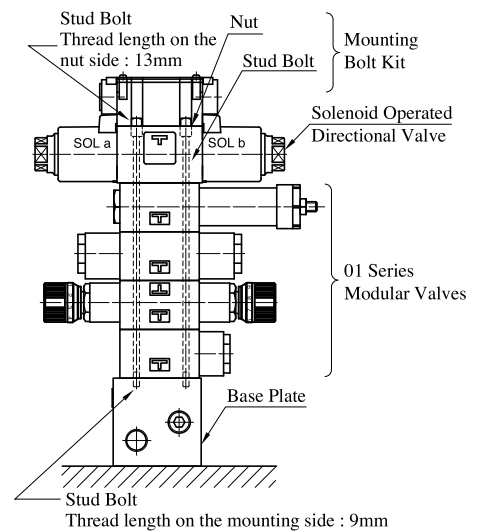
Bolt Kit Composition

Stud Bolt..... 4 Pcs. }
Nut 4 Pcs. } 1 Set

Note: In case of bolt kit model number having "05", four hexagon socket head cap screws only.

Tightening Torque:

Operating Pressure MPa	Tightening Torque Nm
25 or less	5-7
More than 25	6-7

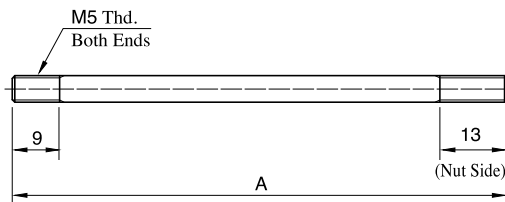


Stacking Example

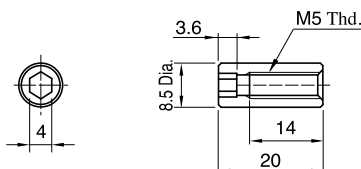
01 Series Modular Valves

MBK-01

Stud Bolt



Nut



Bolt Numbers	A mm
01	98
02	138
03	178
04	218
05	Socket Head Cap Screw M5x45 L