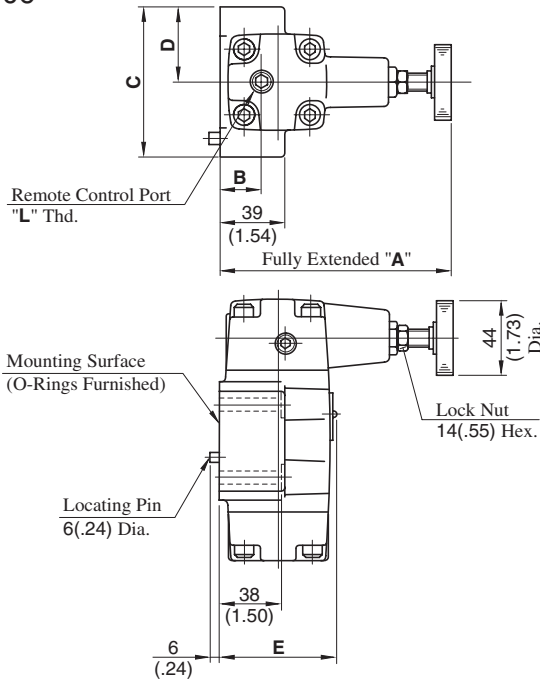
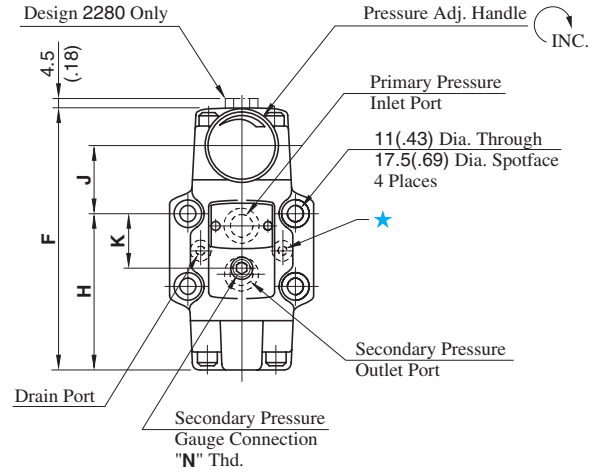


RG-03/06-*-22/2280/2290



| Model Numbers | Thread Size | |
|-----------------|-------------|------------|
| | "L" Thd. | "N" Thd. |
| RG-03/06-*-22 | Rc 1/4 | Rc 1/4 |
| RG-03/06-*-2280 | 1/4 BSP.F | 1/4 BSP.Tr |
| RG-03/06-*-2290 | 1/4 NPT | 1/4 NPT |

★ Port connection is not required for RG models but an O-ring should be furnished.

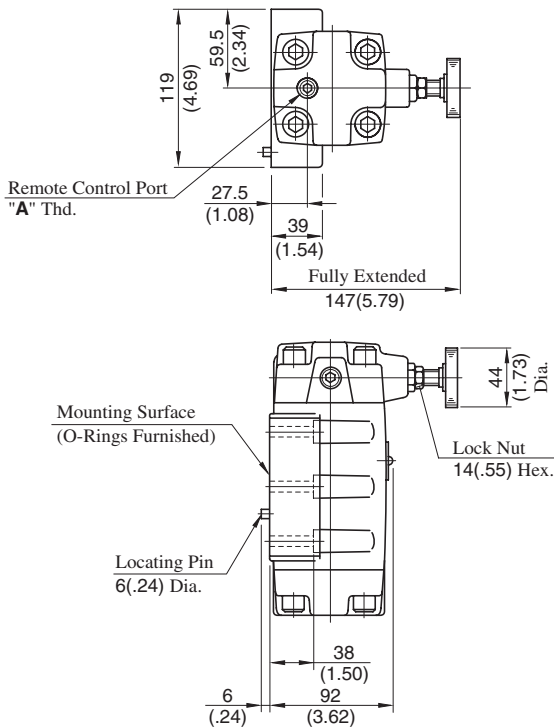


| Model Numbers | Dimensions mm (Inches) | | | | | | | | | |
|---------------|------------------------|------------|------------|-------------|-----------|--------------|-------------|-------------|-------------|--|
| | A | B | C | D | E | F | H | J | K | |
| RG-03 | 142 (5.59) | 25 (.98) | 89 (3.50) | 44.5 (1.75) | 67 (2.64) | 155.5 (6.12) | 92.4 (3.64) | 40.6 (1.60) | 34.9 (1.37) | |
| RG-06 | 141 (5.55) | 21.5 (.85) | 102 (4.02) | 51 (2.01) | 79 (3.11) | 179 (7.05) | 111 (4.37) | 40 (1.57) | 48 (1.89) | |

Note: For dimensions of the valve mounting surface see the dimensional drawing (page 244 & 245) of the sub-plate used together.

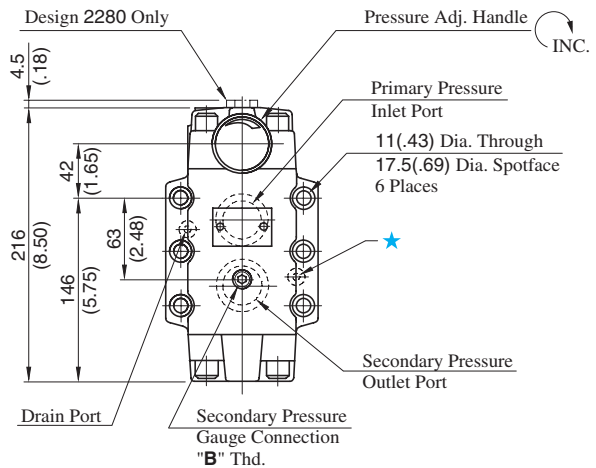
DIMENSIONS IN MILLIMETRES (INCHES)

RG-10-*-22/2280/2290



| Model Numbers | Thread Size | |
|---------------|-------------|------------|
| | "A" Thd. | "B" Thd. |
| RG-10-*-22 | Rc 1/4 | Rc 1/4 |
| RG-10-*-2280 | 1/4 BSP.F | 1/4 BSP.Tr |
| RG-10-*-2290 | 1/4 NPT | 1/4 NPT |

★ Port connection is not required for RG models but an O-ring should be furnished.



Note: For dimensions of the valve mounting surface see the dimensional drawing (page 246) of the sub-plate used together.